

# InteliATS<sup>NT</sup>

## AUTO TRANSFER SWITCH CONTROLLER



### Description

The InteliATS<sup>NT</sup> controllers are designed to monitor the incoming AC mains supply (1 or 3 phases) for under voltage, over voltage, under frequency, over frequency and voltage unbalance. In the case of any mains supply disproportion it will send a remote start command to the generating set and make change over for both generator and mains contactors. The gen-set requires a remote start type control unit (e.g. the ComAp InteliLite<sup>NT</sup> MRS 10 controller).

The products belong to the new family of controllers that fulfills every requirement from simple to complex applications – with specific models providing modem and internet control, user configuration and complete gen-set monitoring and protection.

Both InteliATS<sup>NT</sup> controllers are easy to use with an intuitive user interface and graphic display. The PWR model also features a built-in event and performance log with backed-up real time clock making troubleshooting even simpler.

### Benefits

- ▶ Transfer between mains and generator power
- ▶ Open delayed transition
- ▶ Open in phase transition (passive synchronization)
- ▶ Closed transition (short time parallel, passive synchronization)
- ▶ On-site controller configuration
- ▶ Less wiring and components
- ▶ Less engineering and programming
- ▶ Remote monitoring reduced call-out costs of service engineers
- ▶ Active SMS/E-mails
- ▶ Perfect price/performance ratio
- ▶ History log – easy troubleshooting and warranty claim handling



**AirGate**  
Modern communications made simple. ComAp's powerful AirGate technology is provided in a range of our controllers and makes remote internet connection to the ComAp controller easy. Just register the AirGate enabled controller on our website and from then on let ComAp's unique system locate and maintain contact with the controller, no need to worry about VPN's, Static IP addresses or corporate firewalls, simple! "AirGate – Simply connected."



ComAp is a member of AMPS (The Association of Manufacturers of Power generating Systems).



ComAp products meet the highest standards, with every stage of production undertaken in accordance with the ISO certification obtained in 1998.

## Features

- ▶ **3 phase ATS function**
  - Over/Under frequency
  - Over/Under voltage
  - Voltage asymmetry
- ▶ **3 phase generator protections**
  - Over/Under frequency
  - Over/Under voltage
  - Current\*/Voltage asymmetry
  - Overcurrent\*/Overload\*
- ▶ **True RMS Voltage measurement**
  - 3 phase generator and mains voltages
  - Voltage range 277 V p-n, 480 V p-p
  - Maximal measured voltage 300 V p-n
  - PT ratio range 0.1–500
- ▶ **True RMS current measurements \***
  - 3 generator phase currents
  - Current range 5 A
  - Maximal measured current 10 A
  - CT ratio range 1–5000
  - CT location: generator, load
- ▶ **Power measurements \***
  - Active / Reactive Power and Power Factor per phase
  - Active and Reactive Energy counter
  - Apparent power
  - Active and Reactive Generator Energy counter\*\*
  - Active and Reactive Mains Energy counter\*\*
- ▶ **Event and performance log + RTC \***
  - Event based history with 119 events
  - Reason, Data and Time + all important values are stored
  - Battery backed-up RTC
  - Test Run scheduler
- ▶ **User interface**
  - Graphic 128 × 64 pixels display
  - 2 languages, user changeable from PC. Default English + Chinese.
  - Setpoints adjustable via keyboard or PC
  - Buttons with mechanical feedback
- ▶ **Inputs and outputs**
  - 4 or 7\* Binary inputs
  - 4 or 7\* Binary outputs
- ▶ **Active SMS/E-mails \***
  - 2 channels
  - SMS or E-mails
- ▶ **Communication interfaces**
  - Optional RS232, RS485 (including Modem support) or USB plug-in interface
  - Modbus RTU (requires RS485 interface)
  - Optional Internet/Ethernet via IB-Lite
  - Optional embedded web server via IB-Lite

- ▶ **Mechanical and operation parameters**
  - Unit dimension 120 × 180 mm
  - Sealed front face rated for IP65
  - Hard plexiglass LCD cover
  - Operation temperature
    - -20°C to +70°C standard version
  - Power supply voltage 8–36 V
  - Voltage drops shorter than 50 ms do not affect operation

## Accessories

- ▶ **IB-Lite**  
Internet / Ethernet Module including Web Server
- ▶ **IL-NT BIO8**  
Binary Input/Output (PWM) Module
- ▶ **IL-NT RD (SW)**  
Remote Display Software
- ▶ **IL-NT RS232**  
RS232 Extension Board
- ▶ **IL-NT RS232-485**  
Dual Port Extension Board
- ▶ **IL-NT S-USB**  
Service USB Module

## PC tools

- ▶ **LiteEdit**  
PC Configuration and Monitoring Tool
- ▶ **IntelliMonitor**  
PC Monitoring Tool
- ▶ **WinScope**  
Special Graphical Controllers' Monitoring Software


\* Only for IA-NT PWR model  
\*\* When CT location = load

## Available models

### STD

#### AUTOMATIC TRANSFER SWITCH CONTROLLER


- ▶ 4 binary inputs
- ▶ 4 binary outputs
- ▶ Gen-set remote start
- ▶ ATS, MCB and GCB control
- ▶ High tariff avoidance
- ▶ Generator connection types



### PWR

#### AUTOMATIC TRANSFER SWITCH CONTROLLER WITH POWER MEASURING

- ▶ 7 binary inputs
- ▶ 7 binary outputs
- ▶ Gen-set remote start
- ▶ ATS, MCB and GCB control
- ▶ Power measuring
- ▶ Event and performance log
- ▶ Passive synchronisation
- ▶ High tariff avoidance
- ▶ Generator connection types





## Function overview of selected ComAp controllers

FUNCTIONS/CONTROLLERS	InteliATS <sup>NT</sup> STD	InteliATS <sup>NT</sup> PWR	InteliLite <sup>NT</sup> MRS 10
Model	STD	PWR	MRS 10
Binary inputs/outputs	4 / 4	7 / 7	6 / 6
Analog inputs	-	-	3
Magnetic pick-up	-	-	●
AMF function	●	●	-
Input configuration	●	●	●
Output configuration	●	●	●
Voltage measurement Gen. / Mains	3 ph / 3 ph	3 ph / 3 ph	3 ph / -
Current measurement	-	3 ph	3 ph
kW/kWh/kVA measurement	- / - / -	● / ● / ●	● / - / ●
Generator protections	-	●	●
History file	-	●	-
RTC with battery	-	●	-
ATS/GCB/MCB control with feedback	● <sup>1)</sup> / ● <sup>2)</sup>	● / ●	- <sup>2)</sup> / -
D+ battery charging alternator circuit	-	-	●
Engine hours	-	●	●
Internet support	with IB-Lite	with IB-Lite	with IB-Lite
Remote communication interface	0	0	0
Modem interface	0	0	0
Modbus interface	-	0	0
Remote display	0	0	0
Active SMS/E-mails	-	0	0

Key: ● included  
 - excluded  
 0 optional – plug-in module required  
 1) manual/automatic ATS, MCB and GCB control, but without feedback  
 2) automatic GCB control without feedback

Legend: ATS: Automatic transfer switch  
 GCB: Generator circuit breaker  
 MCB: Mains circuit breaker

For more information about our products and applications visit


[www.comap.cz](http://www.comap.cz)



MANUFACTURER:

**ComAp, spol. s r. o.**  
 Czech Republic  
 Phone: + 420 246 012 111  
 Fax: + 420 266 316 647  
 E-mail: [info@comap.cz](mailto:info@comap.cz)  
 Internet: [www.comap.cz](http://www.comap.cz)

LOCAL DISTRIBUTOR / PARTNER:



**Customer satisfaction is our mission. We continuously develop the best people to succeed in our mission.**