



We make your engine run

Mobile Control Systems



Over 15 years of experience in remote controls has allowed Mobile Control Systems to develop a large range of programmable electronic throttle controls for industrial Diesel as well as CNG engines, electric motors and hybrid driven vehicles.

Approved by almost all of the most popular industrial engine manufacturers, thanks to its state of the art technology, MCS has rapidly become a preferred supplier to many construction-, mining-, handling- and agricultural equipment manufacturers, as well as to bus & coach and military vehicle manufacturers.

A young dynamic engineering team with quick response times, a skilled sales staff, and the capacity to customize our products in order to match your requirements are the fundamental reasons why the Company has shown such a rapid growth.

Come and look around at www.mcs-belgium.com, select the products which best fit your application, call us, and we'll make it run for you !

Programmable electronic throttle controls

962 000 series



Heavy duty floor mounted pedal

963 000 series



Medium duty suspended pedal

965 000 series



Medium duty floor mounted pedal

972 000 series



Heavy duty top mounted hand throttle

973 000 series



Heavy duty rotary hand throttle

974 000 series



Heavy duty throttle position sensor

975 000 series



Heavy duty side mounted hand throttle

976 000 series



Medium duty direct drive hand throttle

Customized

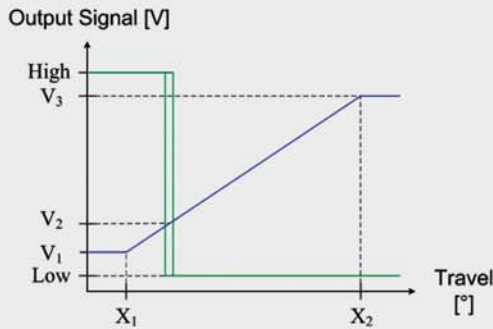


For complete product specification,
go to: www.mcs-belgium.com

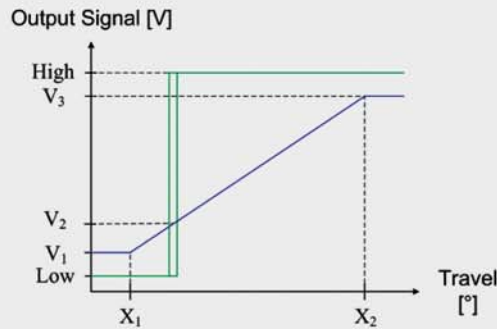


Programmable Analogue Signal + Idle Validation Switch (IVS)

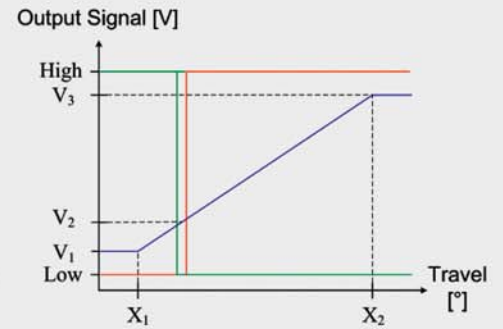
Switch High to Low



Switch Low to High

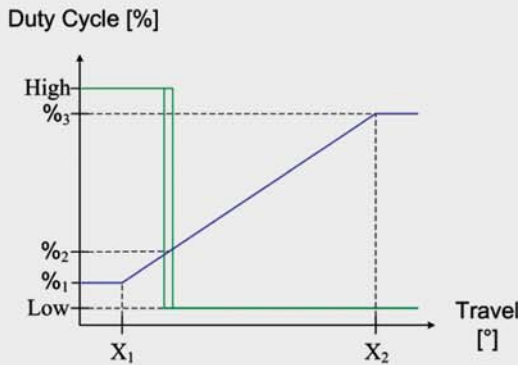


Idle-Low and Idle-High

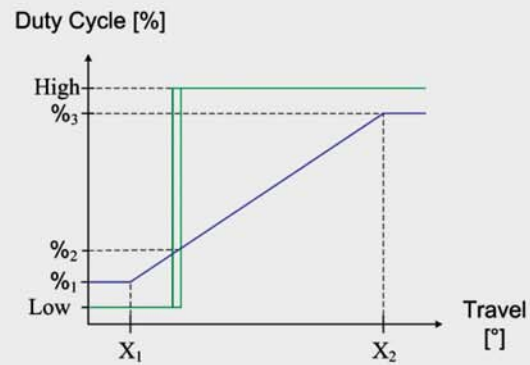


Programmable 200-500 Hz PWM Signal + Idle Validation Switch (IVS)

Switch High to Low

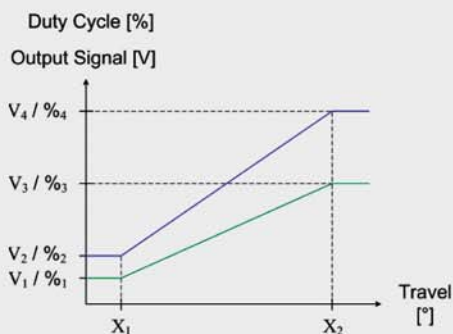


Switch Low to High

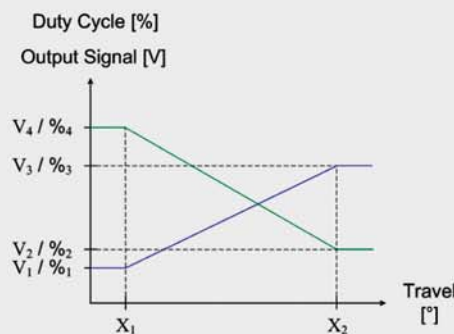


Programmable Single/Dual Analogue Signals or 200-500Hz Single/Dual PWM Signals

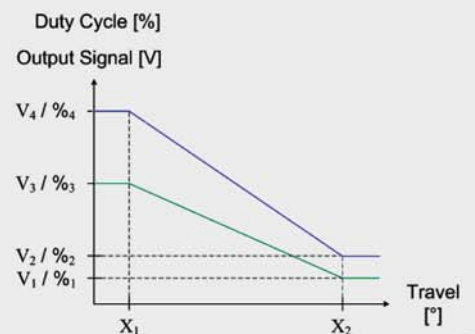
2 Increasing Signals



2 Crossed Signals

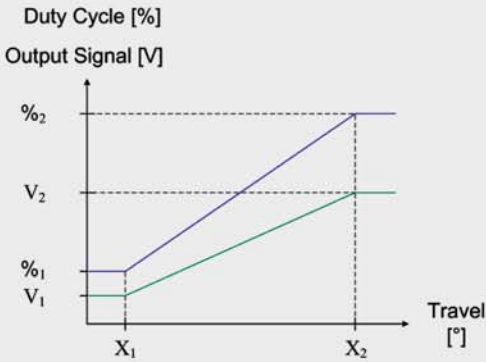


2 Decreasing Signals

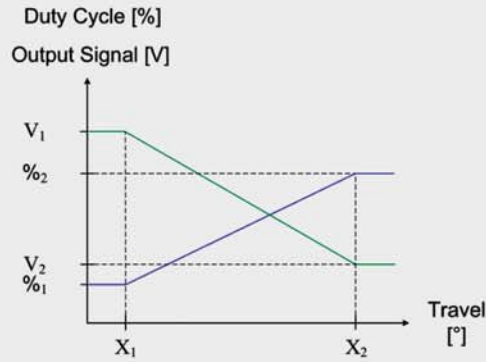


Programmable Analogue Signal + 200-500 Hz PWM Signal

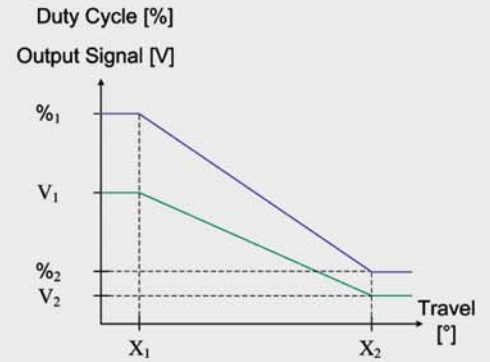
Increasing Analogue & PWM Signals



Crossed Analogue & PWM Signals

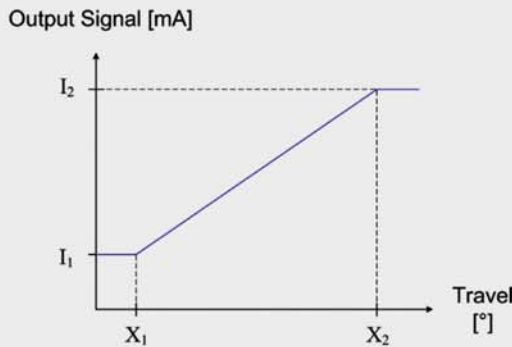


Decreasing Analogue & PWM Signals

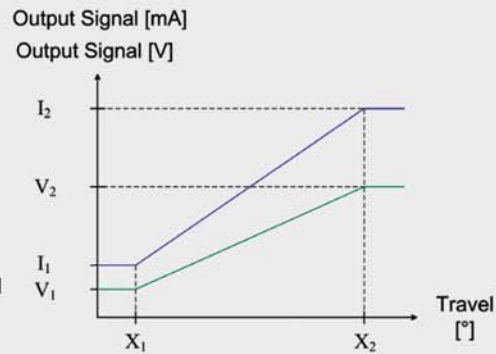


4 - 20 mA Current Output Signals

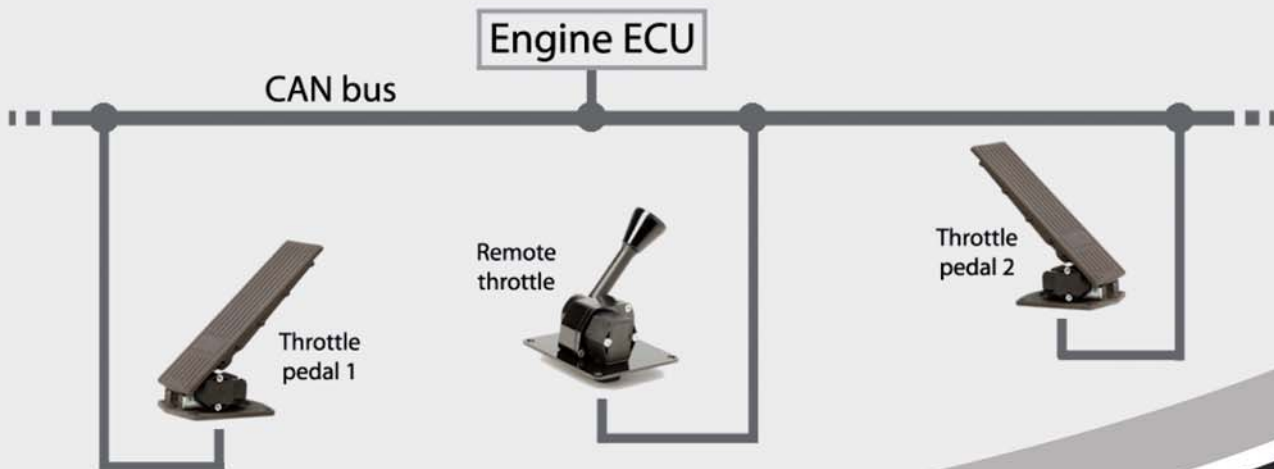
Single 4 - 20mA Signal



Single 4 - 20mA + Single Analogue



CAN J1939 data



For your application,
go to: www.mcs-belgium.com

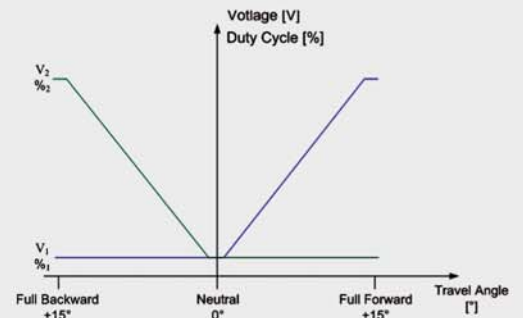
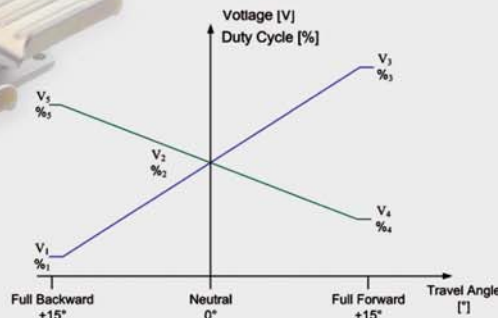


Programmable electronic implement and hydrostatic drive controls

Narrow



Narrow or Wide Dual Acting Pedal - Single sensor
 Programmable Single or Dual Analogue Signal
 Programmable Single or Dual 200-500 Hz PWM Signal

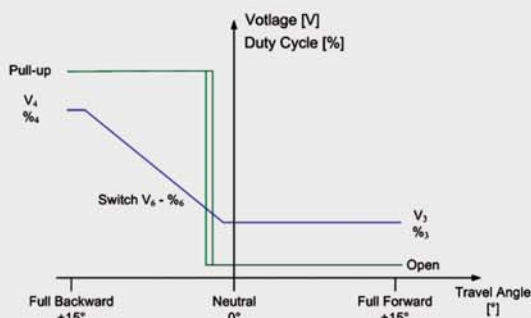


Wide Dual Acting Pedal - Twin sensors
 Programmable Analogue or PWM Signal + IVS

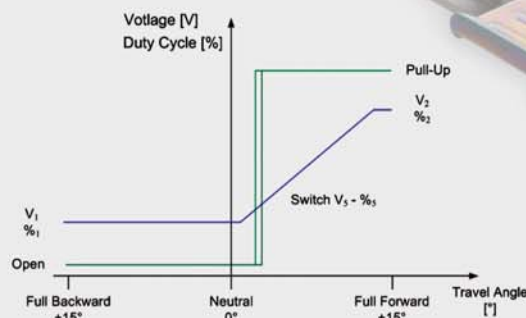
Wide



Sensor 2



Sensor 1





The engines we make run:

- Caterpillar
- Cummins
- Dachai
- Daewoo
- Daf
- Detroit Diesel
- Deutz
- Hino
- Isuzu
- Iveco
- JCB
- John Deere
- Kubota
- Liebherr
- Lovol
- MAN
- Mercedes-Benz
- MTU
- Navistar
- Nissan
- Perkins
- Renault
- Scania
- Shanghai Diesel
- Sisu Diesel
- Volvo
- Volkswagen
- Weichai
- Yanmar
- Yuchai

For the perfect match of our throttles with your engine,
go to: www.mcs-belgium.com

Where to find our products



■ Manufacturing facilities: Belgium, China, United States of America

● Distributors and sales representatives: Australia, Denmark, Finland, France, Germany, India, Italy, New Zealand, Norway, Serbia, Ukraine, South Africa, South Korea, Spain, Sweden, United Kingdom, ...

For more information and product availability
in your area, go to: www.mcs-belgium.com



Rue de Lusambo, 34A
B-1190 Brussels
BELGIUM

Tél. : +32-2-345.18.10
Fax : +32-2-343.94.23
info@mcs-belgium.com